

Award Versatile, economical and easy to assemble, Award gives you a tried and tested bespoke solution that works equally well in wet or dry environments.



award



Award




01 Pedestals are set back on partitions for floating appearance.

02 Light Grey ABS indicator bolt faceplate.

See p50-51 for Award technical specifications.

Main image
Award HPL cubicles and HPL K4 profile vanity.



Key features

- Simple installation
- Easy grip indicator bolts with emergency release facility
- Anti-finger trap hinges as standard
- Economical
- Suitable for dry and wet environments with shower curtain track option available
- A choice of 34 on-trend finishes for total design flexibility

Case Study Wimbledon Chase Primary School

Versatile and robust Award toilet cubicles were specified due to the unrivalled safety features that come as standard.

Rated 'Outstanding' by Ofsted since 2012, Wimbledon Chase Primary School teaches over 700 pupils aged 3-11. It offers an inclusive environment where individuality and diversity is celebrated and kindness and respect is instilled in every child.

The school's washroom facilities were in need of a complete overhaul. Accredited Installers, G Haslehurst Builders, were appointed to reconfigure the space which included the installation of contemporary, reliable and easy to maintain washroom systems, all in good time.

Versatile and robust Award toilet cubicles were specified due to the unrivalled safety features that come as standard. Anti-tamper fixings and emergency release indicator bolts make Award a popular choice for schools.

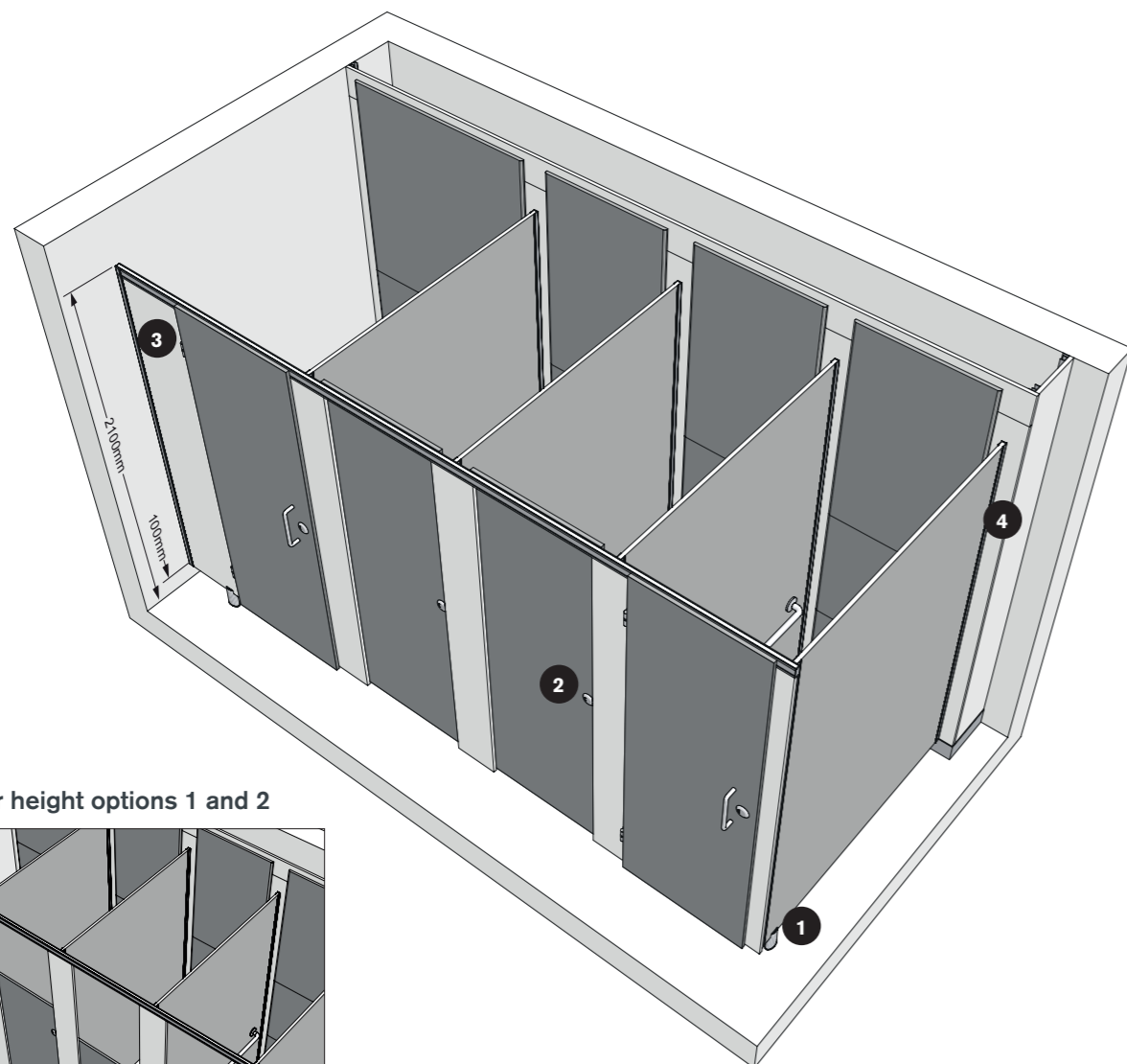
These cubicles will stand the test of time thanks to the heat, scratch, impact and water resistant Solid Grade Laminate (SGL) coreboard material specified.

A fun, colourful washroom has been created by specifying the cubicle doors in 'Golden', 'Lime', Rouge' and 'Pacific', while contrasting 'Gunmetal' pilasters and partitions complement the modern décor of the room perfectly.


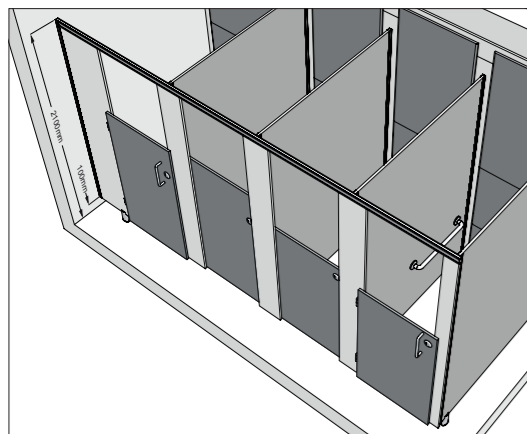
Read the full case study at www.venesta.co.uk



Technical Specifying Award



Children's door height options 1 and 2



Dimensions

Overall height
2100mm

Door height options

Standard	2000mm
Children's option 1	1300mm
Children's option 2	1100mm

Maximum depth

MFC	2097mm
HPL	2057mm
SGL	1921mm

Floor clearance

100mm

Performance

Available in three material options, Award is suitable for every type of wet or dry environment, allowing you to specify the most appropriate option to meet site requirements and your budget.

MFC

For dry environments with low risk of vandalism. Panels are manufactured from 19mm nominal thickness high performance moisture-resistant melamine faced chipboard. Edges lipped with ABS.

HPL

For more heavily used washrooms, panels are heat, scratch and impact resistant. Manufactured from moisture-resistant chipboard faced with high pressure laminate, panels are 19mm nominal thickness. Edges lipped with ABS.

SGL

Solid grade laminate is extremely resistant to impact and all surfaces are impervious to water. Panels are 13mm nominal thickness with polished black radiused edges.

Detailing

Panels and doors

Available in MFC, HPL and SGL.

Colour finish

MFC, HPL and SGL
34 colours from the standard range. 4 screen prints (HPL only).

Cubicle hardware

Light Grey ABS, satin anodised aluminium or satin anodised effect powder coated zinc.

Edge treatment

MFC and HPL
Matching ABS lipping.

SGL

Polished black radiused edge.

Headrail

Rigid satin anodised aluminium headrail with matching end cap.

Cubicle hardware

Indicator bolt

Easy grip sliding bolt with emergency release facility and concealed fixings. Available in satin anodised effect powder coated zinc or Light Grey ABS.

Hinge

Anti-finger trap satin anodised aluminium rise and fall butt hinge. Outward opening hinge option available.

Pedestal

Height adjustable for uneven floors, with concealed fixings, available in Light Grey ABS or satin anodised effect powder coated zinc. Where possible, pedestals are located on partitions to give a floating appearance.

Fixings

Partition to wall: Continuous satin anodised aluminium U-channel.
Pilaster to partition: Continuous satin anodised aluminium U-channel.
Pilaster to wall: Continuous satin anodised aluminium U-channel.

Accessories

Coat hooks and toilet roll holders available.